



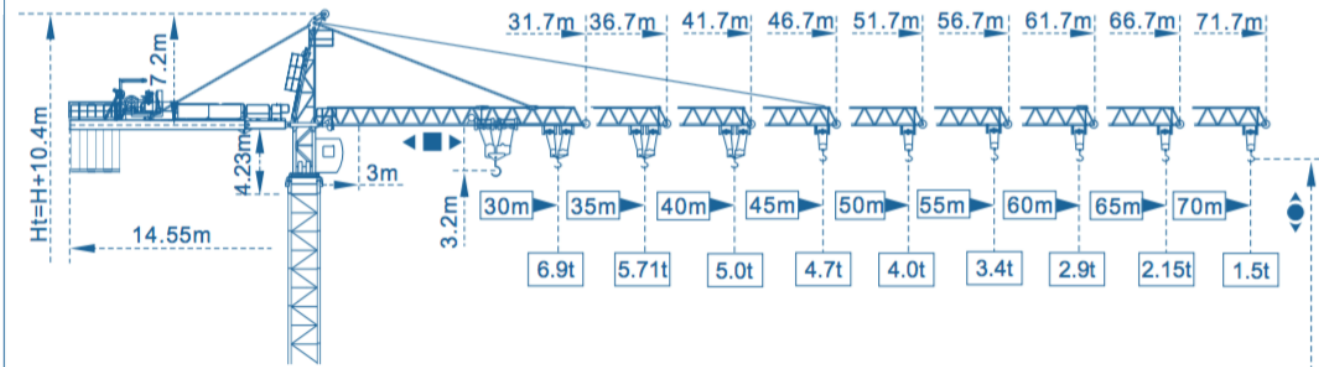
STT 7015-10

Experts in the field



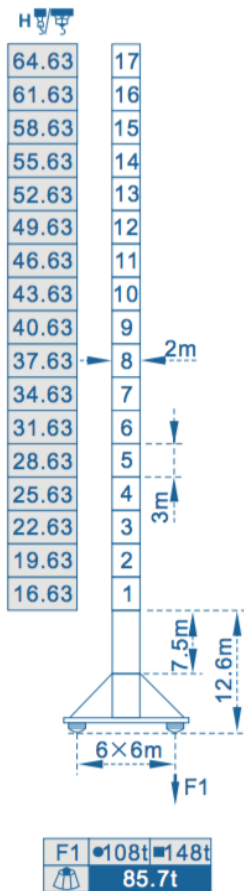
www.starcranes.com info@starcranes.com

Outline Dimensions

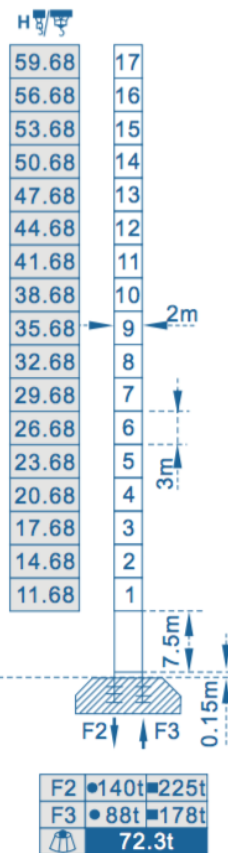


Mast $\varnothing 2m \times 2m$

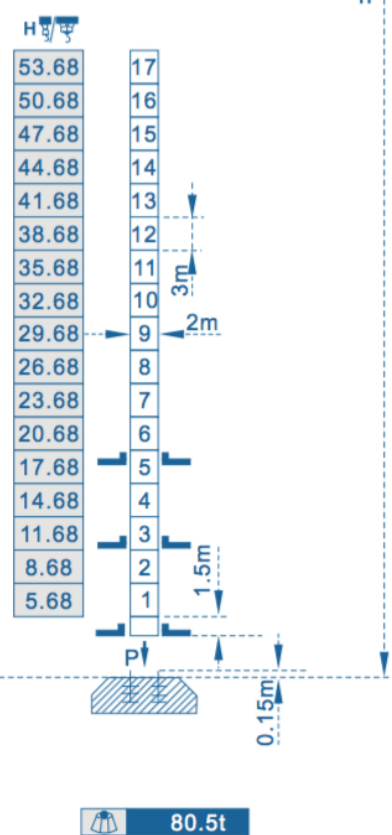
Travelling



Stationary



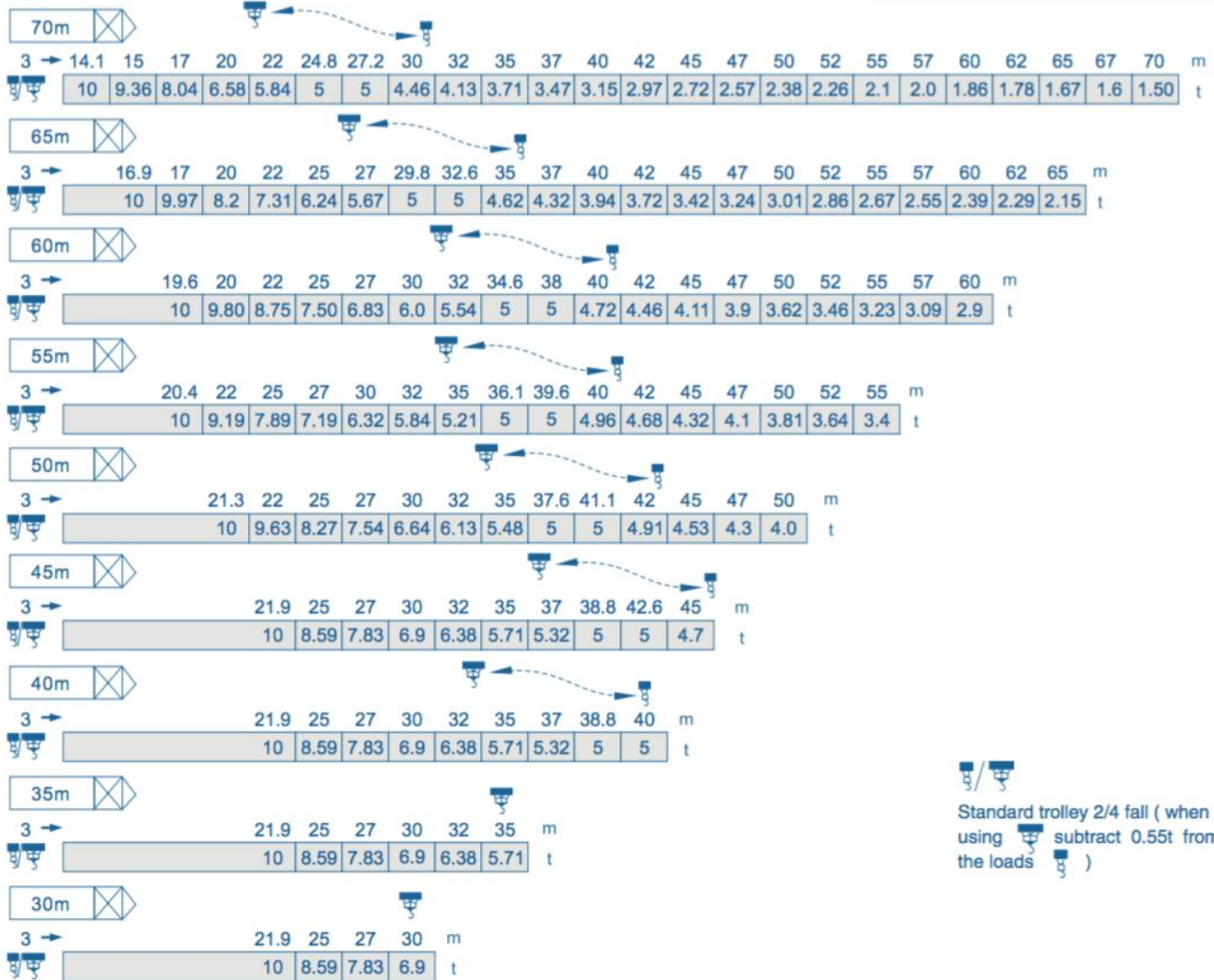
Climbing





● in service ■ out of service
 Without load and ballast with longest jib and maximum height

Load diagrams

Jib



Standard trolley 2/4 fall (when using  subtract 0.55t from the loads )

Specifications Mechanisms						
Mechanisms	Motor type	Speeds m/min		Capacity t.	Rope lenght	Motor kW
Hoisting	75LVF25R ⬆️⬆️	2 fall	0-50	5	800m >800m ★	55
			0-100	2.5		
		4 fall	0-25	10		
			0-50	5		
	60LVF25f ⬆️⬆️	2 fall	0-40	5	450m >450m ★	45
			0-80	2.5		
		4 fall	0-20	10		
			0-40	5		
	60LVF25 ⬆️⬆️	2 fall	0-42	5	640m >640m ★	45
			0-84	2.5		
		4 fall	0-21	10		
			0-42	5		
102LVF25F ⬆️⬆️	2 fall	0-62	5	1100m >1100m★	75	
		0-124	2.5			
	4 fall	0-31	10			
		0-62	5			
Trolleying	XD96K ◀■▶	0-58		95N.m		
	6DVFK ◀■▶	0-58		95N.m		
	6DCV ◀■▶	0-58		5		
Slewing	RCV120 ●	0-0.7r/min		2 x 120N.m		
	16RVF ●	0-0.7r/min		2 x 6		
Travelling	RT443 ⬆️⬆️	0-12.5-25r/min		4 x 1.7/3.4		

★ To be supplied according to client's specific requirements

This commercial documents is not legally bindig.
For any technical information, please refer to
the corresponding instructions.

